



**Liberty Pultrusions - East**  
1575 Lebanon  
School Road  
West Mifflin, PA  
15122-3464  
T: 412.466.8611  
F: 412.466.8640  
sales@libertypultrusions.com  
www.libertypultrusions.com

**Liberty Pultrusions - West**  
T: 760.744.6371  
F: 760.744.0201

**Export Sales**  
280 State Street  
Suite 202  
North Haven, CT  
06473 USA  
T: +1.203.230.4130  
sales@exportdept.com

## Pultruded Electrical Shapes

### Product Availability List - Metric (millimeter)


Features and benefits of Polyglas

Electrical Pultrusions:


- Non conductive thermally and electrically
- Non magnetic
- Electromagnetic transparency
- Lightweight
- High strength
- Dimensional stability
- Long life cycle
- Low maintenance
- UL listed
- Fire retardant
- Arc and track resistant


Non Stocked Sizes


Tooling is available for many additional sizes of channel, flanged channel, angle, "I," "Z," rectangular and round tube. Sizes are being added continuously.

	Size	Polyglas Part No.	Lbs./Ft.
<b>Channel</b>	<b>Web x Leg x Thickness</b>		
	50.8 x 14.28 x 3.17	G3908 - 2875	0.27
	50.8 x 20.63 x 3.17	G3907 - 2617	0.32
	50.8 x 25.40 x 4.76	G3909	0.50
	50.8 x 25.40 x 6.35	G3948 - 1144	0.63
	65.07 x 30.93 x 3.17	G3911 - 1177	0.48
	69.85 x 25.40 x 3.17	G3949	0.41
	76.20 x 20.63 x 3.17	G3912 - 2562	0.39
	76.20 x 22.22 x 6.35	G3913 - 1166	0.80
	76.20 x 38.10 x 6.35	G3980 - 2888	0.92
	90.42 x 28.57 x 3.17	G3976 - 1791	0.50
	90.42 x 65.02 x 4.76	G3914 - 1939	1.10
	91.18 x 28.57 x 3.17	G3915 - 1791	0.53
	101.6 x 26.98 x 3.17	G3916	0.52
	101.6 x 28.57 x 6.35	G3917 - 1155	1.04
	101.6 x 34.92 x 4.76	G3918 - 2242	0.86
	115.82 x 65.02 x 7.14	G3977 - 1940	1.85
	120.65 x 41.77 x 4.76	G3920 - 1788	1.03
	127.00 x 34.92 x 6.35	G3921	1.35
	152.40 x 41.27 x 6.35	G3922	1.63
	161.92 x 50.8 x 7.14	G3923 - 2288	1.98
203.20 x 55.56 x 9.52	G3924	3.14	
215.90 x 68.07 x 4.76	G3925 - 1844	1.92	
245.11 x 41.27 x 3.17	G3926 - 1936	1.20	
286.51 x 41.27 x 9.52	G3928 - 2250	3.80	
292.10 x 36.32 x 3.97	G3927 - 2120	1.63	

	Web x Leg x Thickness		
<b>Terminal Strip</b>			
	31.75 x 9.52 x 3.17	FM1126 - 2700	0.20
	38.10 x 11.11 x 6.35	FR1339 - 2710	0.38
	57.15 x 11.11 x 6.35	FR1041	0.51

	Leg x Leg x Thickness		
<b>Angle</b>			
	50.8 x 44.45 x 9.52	G3175 - 1134	0.99
	25.40 x 25.40 x 3.17	G3932 - 2878	0.17
	31.75 x 31.75 x 3.17	G3933 - 2889	0.20
	31.75 x 31.75 x 4.76	G3934 - 2879	0.32
	38.10 x 38.10 x 3.17	G3935 - 2880	0.26
	38.10 x 38.10 x 4.76	G3936 - 2881	0.38
	38.10 x 38.10 x 6.35	G3937 - 2882	0.52
	38.10 x 57.5 x 4.76	G3938 - 2876	0.53
	44.45 x 50.80 x 7.14	G3939	0.71
	50.80 x 50.80 x 4.76	G3940 - 2883	0.51
	50.80 x 50.80 x 6.35	G3941 - 2884	0.71
	50.80 x 69.85 x 6.35	G3942 - 2877	0.85
	76.20 x 76.20 x 6.35	G3943 - 2885	1.09
	76.20 x 76.20 x 9.52	G3944 - 2886	1.56
	101.60 x 101.60 x 6.35	G3945	1.44
152.40 x 76.20 x 11.11	G3951 - 2890	3.16	

	Width x Height x Flange x Thickness		
<b>Flanged Channel (Hat)</b>			
	127.00 x 34.92 x 25.40 x 3.17	G3930 - 2091	0.71
	242.82 x 60.32 x 31.75 x 4.76	G3931 - 1272	1.80

<b>Square Tube</b>			
	50.80 x 50.80 x 6.35	G3991	1.24