



**Liberty
Pultrusions - East**
1575 Lebanon
School Road
West Mifflin, PA
15122-3464
T: 412.466.8611
F: 412.466.8640
sales@libertypultrusions.com
www.libertypultrusions.com

**Liberty
Pultrusions - West**
T: 760.744.6371
F: 760.744.0201

Export Sales
280 State Street
Suite 202
North Haven, CT
06473 USA
T: +1.203.230.4130
sales@exportdept.com

Pultruded Electrical Shapes

Product Availability List - Imperial


Features and benefits of Polyglas


Electrical Pultrusions:

- Non conductive thermally and electrically
- Non magnetic
- Electromagnetic transparency
- Lightweight
- High strength
- Dimensional stability
- Long life cycle
- Low maintenance
- UL listed
- Fire retardant
- Arc and track resistant

Non Stocked Sizes


Tooling is available for many additional sizes of channel, flanged channel, angle, "I," "Z," rectangular and round tube. Sizes are being added continuously.

	Size	Polyglas Part No.	Lbs./Ft.
Channel	Web x Leg x Thickness		
	2 x 9/16 x 1/8	G3908 - 2875	0.27
	2 x 13/16 x 1/8	G3907 - 2617	0.32
	2 x 1 x 3/16	G3909	0.50
	2 x 1 x 1/4	G3948 - 1144	0.63
	2-9/16 x 1-7/32 x 1/8	G3911 - 1177	0.48
	2-3/4 x 1 x 1/8	G3949	0.41
	3 x 13/16 x 1/8	G3912 - 2562	0.39
	3 x 7/8 x 1/4	G3913 - 1166	0.80
	3 x 1-1/2 x 1/4	G3980 - 2888	0.92
	3-9/16 x 1-1/8 x 1/8	G3976 - 1791	0.50
	3-9/16 x 2-9/16 x 3/16	G3914 - 1939	1.10
	3-19/32 x 1-1/8 x 1/8	G3915 - 1791	0.53
	4 x 1-1/16 x 1/8	G3916	0.52
	4 x 1-1/8 x 1/4	G3917 - 1155	1.04
	4 x 1-3/8 x 3/16	G3918 - 2242	0.86
	4-9/16 x 2-9/16 x 9/32	G3977 - 1940	1.85
	4-3/4 x 1-5/8 x 3/16	G3920 - 1788	1.03
	5 x 1-3/8 x 1/4	G3921	1.35
	6 x 1-5/8 x 1/4	G3922	1.63
	6-3/8 x 2 x 9/32	G3923 - 2288	1.98
	8 x 2-3/16 x 3/8	G3924	3.14
	8-1/2 x 2-11/16 x 3/16	G3925 - 1844	1.92
	9-21/32 x 1-5/8 x 1/8	G3926 - 1936	1.20
	11-9/32 x 1-5/8 x 3/8	G3928 - 2250	3.80
	11-1/2 x 1-7/16 x 5/32	G3927 - 2120	1.63

	Web x Leg x Thickness		
Terminal Strip	Web x Leg x Thickness		
	1-1/4 x 3/8 x 1/8	FM1126 - 2700	0.20
	1-1/2 x 7/16 x 1/4	FR1026 - 2710	0.38
	2 x 7/16 x 1/4	FR1041	0.51
	2-1/4 x 1/2 x 1/4		0.60

	Leg x Leg x Thickness		
Angle	Leg x Leg x Thickness		
	2 x 1-3/4 x 3/8	G3175 - 1134	0.99
	1 x 1 x 1/8	G3932 - 2878	0.17
	1-1/4 x 1-1/4 x 1/8	G3933 - 2889	0.20
	1-1/4 x 1-1/4 x 3/16	G3934 - 2879	0.32
	1-1/2 x 1-1/2 x 1/8	G3935 - 2880	0.26
	1-1/2 x 1-1/2 x 3/16	G3936 - 2881	0.38
	1-1/2 x 1-1/2 x 1/4	G3937 - 2882	0.52
	1-1/2 x 2-1/4 x 3/16	G3938 - 2876	0.53
	1-3/4 x 2 x 9/32	G3939	0.71
	2 x 2 x 3/16	G3940 - 2883	0.51
	2 x 2 x 1/4	G3941 - 2884	0.71
	2 x 2-3/4 x 1/4	G3942 - 2877	0.85
	3 x 3 x 1/4	G3943 - 2885	1.09
	3 x 3 x 3/8	G3944 - 2886	1.56
	4 x 4 x 1/4	G3945	1.44
	6 x 3 x 1/2	G3951 - 2890	3.16

	Width x Height x Flange x Thickness		
Flanged Channel (Hat)	Width x Height x Flange x Thickness		
	5 x 1-3/8 x 1 x 1/8	G3930 - 2091	0.71
	9-9/16 x 2-3/8 x 1-1/4 x 3/16	G3931 - 1272	1.80

Square Tube			
	1-1/2 x 1-1/2 x 1/8	G3990	0.50
	2 x 2 x 1/4	G3991	1.24